

LANDSHYPOTEK AB

INTERIM REPORT JANUARY–JUNE

2009 #2

■ OPERATING INCOME, NOT INCLUDING "NET RESULT OF FINANCIAL TRANSACTIONS" AMOUNTED TO MSEK 66.4 FOR THE FIRST SIX MONTHS OF 2009 (88.3)

The change in income is explained by lower net interest income and lower recoveries. Net interest income for the first six months of 2009 amounted to MSEK 148.7, a decline of MSEK 12.5 compared to the corresponding period 2008. The lower net interest income is explained primarily by lower market interest rates, which has meant a lower return on the portion of equity invested in the lending operations.

■ THE VOLUME OF LOANS OUTSTANDING AMOUNTED TO MSEK 43,605 (40,549)

Lending increased during the period by 5.6 percent to MSEK 43,605. During the corresponding year-ago period lending increased by 2.1 percent. The greater growth rate during 2009 compared to 2008 can be ascribed to increased activity in the market. There is great interest for supplementary purchases of land as well as for investment in buildings and machinery. We have also noted a marked increase in new customers. It is primarily a matter of customers that have previously been Landshypotek customers who are now coming back.

■ LOAN LOSS LEVEL 0.01 PERCENT (–0.06 PERCENT)

Loan losses during the first six months of 2009 amounted to MSEK 1.2, equivalent to 0.01 percent of loans outstanding. During the corresponding period 2008 recoveries exceeded loan losses and Landshypotek then reported recoveries of MSEK 11.8, equivalent to –0.06 percent of loans outstanding. Doubtful credits as of June 30, 2009 amounted to MSEK 27.5 (4.8), equivalent to 0.06 percent (0.01 percent) of loans outstanding.

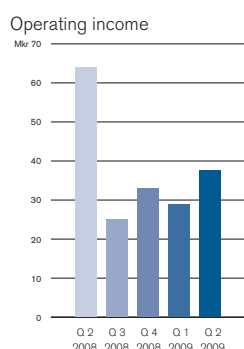
■ THE CAPITAL ADEQUACY WAS 40.2 PERCENT; THE TIER 1 CAPITAL ADEQUACY WAS 36.4 PERCENT

Based on the capital adequacy rules according to Basel II, Landshypotek has a very strong capital position. Transitional rules remain in force and according to these Landshypotek has a capital adequacy of 9.3 percent and a Tier 1 capital adequacy of 8.4 percent.

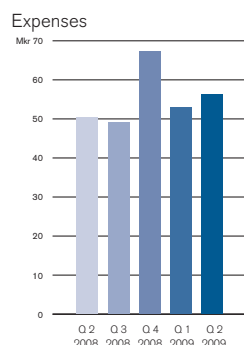
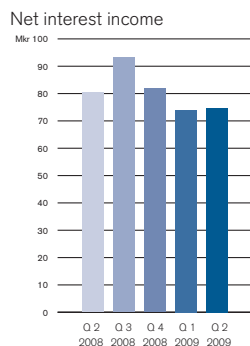


Landshypotek AB

Landshypotek AB (organisation number 556500-2762) hereby submits its interim report for the period 1 January – 30 June 2009.



Operating income, not including “Net result of financial transactions”



Landshypotek offers Sweden’s farm and forest owners financing in the form of first mortgage loans at the market’s most attractive rates. With loans outstanding of approximately SEK 44 Billion, Landshypotek is the market leader with more than 35 percent of the market. Landshypotek’s lending is characterised by adequate real property security, which has meant very low credit losses.

Landshypotek AB customers are members of Landshypotek, ekonomisk förening (incorporated association). Landshypotek’s goal is to keep interest rates to the customers/members as low as possible on a sustained basis and to provide refunds of paid regular loan interest. Landshypotek has close to 100 employees at some twenty locations in Sweden.

Operating result January – June 2009

The consolidated operating result for the first six months of 2009 amounted to MSEK 116.8, a drop of MSEK 4.8 compared to the corresponding period one year ago (MSEK 121.6). Not including “Net result of financial transactions” the operating result amounted to MSEK 66.4 (88.3). The lower result is explained primarily by lower net interest income as a consequence of lower market rates and lower recoveries of previously realised loan losses.

The Parent Company’s result accounts for 90 percent of the consolidated result. The comments below therefore also apply to the Parent Company.

Net interest income

Net interest income for the first six months of the year amounted to MSEK 148.7, a decrease by MSEK 12.5 compared to the first six months of 2008 (MSEK 161.3). The decrease is explained primarily by lower market rates during 2009 than in 2008. This affects the return on equity invested in the lending operations. The margin between borrowing and lending was stable and remained at the same level as during the previous year. The larger volume of loans outstanding contributed positively to net interest income.

Other operating income

Operating income not including net interest income amounted to MSEK 78.4, an increase by MSEK 27.5 compared to the first six months of 2008. The increase is explained primarily by the fact that the “Net result of financial transactions” rose to MSEK 50.5 from MSEK 33.3 during the first six months of 2008. The net result of financial transactions includes realised income from purchases and sales of financial instruments and the result of repurchases of own bonds. This item also includes the result of revaluation of certain financial instruments. In order to gain an understanding of the total effect of fair value measurement, the revaluations carried directly to equity must also be taken into account. The total revaluation effect for Landshypotek will then be approximately MSEK +30. In addition, dividend income from a non-consolidated subsidiary in the amount of MSEK 10 was reported during the first six months of 2009.

Expenses

Expenses amounted to MSEK 109.1 (102.4). Expenses increased by MSEK 6.8 over last year because of increased general administrative expenses and depreciation charges.

Loan losses and doubtful credits

Loan losses for the period amounted to MSEK –1.2 (+ 11.8). Recovery of previously realised loan losses or probable losses amounted to MSEK 0.8 (13.0). Nonperforming loans amounted to MSEK 27.5, which is equivalent to 0.06 percent of total loans outstanding. As of 30 June 2008 nonperforming loans amounted to MSEK 4.8, equivalent to 0.01 percent of total loans outstanding.

During the spring of 2009 Landshypotek performed in-depth analysis of all loans outstanding and has performed different types of stress tests to assess the impact of different macro-economic scenarios. We do not currently see any signs that the general economic downturn has impacted the quality of Landshypotek’s loan portfolio. Nor can we see that a further deterioration of the general economic climate would entail significantly greater loan losses. The reason for this is that the loan value is low – the average volume-weighted loan value is 37.3 percent – and also that the repayment capacity of Landshypotek’s customers is good. Landshypotek’s customers derive their income from several different sources, income from employment, contracting income, forestry and agriculture. This makes our customers resilient to recessions.

Operating result April – June 2009

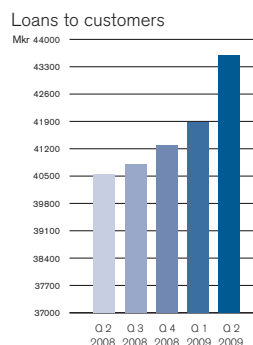
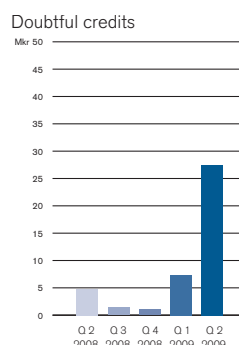
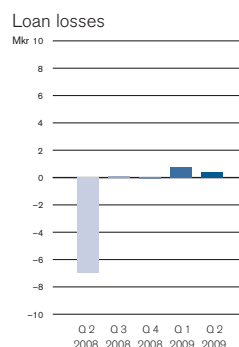
Compared to the first quarter of 2009, operating income for the second quarter improved by MSEK 118.1. The improvement in result is explained by an increase in net result of financial transactions and dividend income during the second quarter.

Market overview

Lending during the period increased by 5.6 percent to MSEK 43,605. During the corresponding year-ago period lending increased by 2.1 percent. The improved growth rate in 2009 compared to 2008 can be attributed to increased activity in the market. There is great interest in purchasing additional land as well as investing in buildings and machinery. We are also seeing an increased flow of new customers. It is primarily a matter of customers that have previously been Landshypotek customers who are now coming back.

Landshypotek’s customers continue to have a bright outlook on the future, even though conditions have deteriorated somewhat compared to the previous year with rising prices on production goods and lower prices on goods produced. Milk farmers in particular have been hurt by deteriorating earnings capacity. This has led to a new wave of structural transformation in Swedish agriculture. The number of producer in traditional farming is on the decline, especially in milk and hog production, at the same time as diversification on the farms is on the rise. New areas of operation include contracting and energy. The recession in forestry has abated after the downturn during autumn and winter and demand is strong, especially from saw mills. Prices on agricultural and forestry properties rose sharply until the summer of 2008, when the ascent came to a halt. Prices since then have been stable on the whole. In the opinion of Landshypotek prices will remain stable during the remainder of 2009.

Landshypotek’s core business is to offer farm and forest owners the market’s most advantageous first mortgage loans. In order to satisfy customers’ needs of other bank and insurance services Landshypotek offers its customers these services in co-operation with partners. In May a new agreement was concluded with SÄKRA, which means that Landshypotek now can mediate its customers advantageous farm insurance and loan protection insurance. SÄKRA is thereby becoming one of Landshypotek’s important partners.



Financing

Landshypotek's goal is to borrow funds on the best terms and conditions possible, given a low risk profile. By working with great flexibility in terms of markets and instruments, funding is efficient and obtained where the most advantageous terms are offered. Landshypotek makes use of several borrowing programs, both domestically and on international markets. This allows Landshypotek to meet most investors' needs for investment in interest-bearing instruments.

Landshypotek raised financing during the year primarily by issuing covered bonds.

Covered bonds were issued under Landshypotek's Swedish MTN programme and international EMTN programme in an amount of approximately SEK 13,2 billion, which is equivalent to approximately 72 percent of the estimated financing need during 2009.

The situation in the capital market improved continually during 2009. Landshypotek is of the opinion that continued intervention by central banks and governments will be important elements for securing a well functioning market.

Landshypotek has built up a relatively large portfolio of interest-bearing securities, SEK 10.3 as of 30 June. 99 percent of the portfolio consists of Swedish covered bonds with the highest rating. The purpose of the holding of interest-bearing securities is to serve as a liquidity reserve. Securities can be sold or borrowed against if needed to fund maturing debt obligations.

Programme	Issued 2009-06-30	Maximum amount	Issued 2008-12-31
Swedish Commercial paper	2 270	10 000	1 193
Swedish MTN programme	36 337	50 000	32 040
International EMTN programme	3 626	15 000	3 362
Privat bonds	153		150
Other bonds	6		136
Subordinated loans	350		450

	Long	Short
S&P Covered bonds	AAA	
S&P	A-	A2, K1
Fitch	A+	F1
Moody's	A2	P1

Rating

Landshypotek AB's rating did not change during the period. At the end of July Moody's placed several Swedish banks on its "Watchlist" for possible downgrading, among them Landshypotek. Moody's is currently performing in-depth analysis of the banks in question and rating decisions are expected to be published during August/September.

Capital adequacy

SEK thousand	Financial Corporate Group	
	Basel II	Transitional rules
Tier 1 capital	3 067 509	3 067 509
Tier 2 capital	315 952	315 952
Capital base (after deductions)	3 383 461	3 383 461
Deduction for deferred tax assets	-95 370	
Deduction in accordance with Chapter 3, Section 8 of the Swedish Capital Adequacy and Large Exposures Act	-68 096	
Capital requirement for credit risks in accordance with the standard method	344 141	344 141
Capital requirement for credit risks in accordance with IRB	280 003	280 003
Capital requirement for operative risks – Base method	49 869	49 869
Additional capital requirement in accordance with the transitional rules	-	2 239 159
Capital requirement	674 013	2 913 172
Capital adequacy ratio	5,0	1,2
Capital adequacy	40,2 %	9,3 %
Tier 1 capital adequacy	36,4 %	8,4 %

The capital base, including the period's profit, amounted to MSEK 3,384 as of 30 June and the capital ratio was 5.02.

The capital requirement as of 30 June was MSEK 674. The capital requirement is calculated as minimum capital requirement based on credit, market and operative risks (Pillar I).

In addition to the minimum capital requirement, each institution must make an internal assessment of its capital requirement. This internal capital assessment shall take all risks into account as well as the capital requirement.

The supervisory authorities expect institutions to maintain a higher capital base than required by the formal minimum capital requirement.

The capital requirement changes will take effect gradually as transitional rules will apply over a period of three years.

Risk and capital management

Landshypotek lends approximately SEK 44 billion to just over 50,000 customers, secured by agricultural real property. Loans are secured by liens against agricultural real property with loan value of a maximum of 75 percent of conservatively adjusted market value when the loan is made. This, together with Landshypotek's methods of assessing and limiting counterparty risk, has led to a portfolio with very low credit risk, which is reflected in very low levels of loan losses over time. Landshypotek has just over 100 employees and conducts business at twenty locations. Landshypotek AB is owned by the parent company in the financial corporate group, Landshypotek, ekonomisk förening (Landshypotek Incorporated Association), which is a member-owned organisation. The financial corporate group has equity of MSEK 3,412 and a capital base of MSEK 3,384. The capital adequacy ratio is 5.02 and the capital adequacy is this 40.2 percent. The Tier I capital ratio is 36.4 percent.

The risks that Landshypotek actively work with are classified in the risk categories credit risk, market risk, operative risks and other risks.

The capital requirement for risk is primarily quantified using the Pillar I risk weight formulas (the IRB method for the household portfolio). Landshypotek has assigned a capital requirement that is higher than the capital requirement in Pillar I. The numerous rurally residing private individuals gives Landshypotek good diversification among sectors. Landshypotek is well diversified also from a regional perspective.

Market risks consist of interest rate risks, currency risks, liquidity risks and counterparty risks. Through its financial risk policy, the Board of Directors determines how these risks are to be measured, reported and limited. The market risk in Landshypotek is low overall.

Operative risks are defined as "The risk of losses as a result of inefficient or failed internal processes, human error, deficient systems or external events affecting the business operations." Events that occur are reported to and followed up by Landshypotek's risk organisation and reported to the Board of Directors in the case of more serious events.

Events after the end of the period under review

No events of significant importance have occurred after the end of the period under review.

This Interim Report covers the Group comprised of Landshypotek AB, subsidiaries Lantbrukskredit AB, Landshypotek Jordbrukskredit AB and The General Mortgage Bank of Sweden. Landshypotek AB is reported separately. Amounts in parentheses refer to the corresponding point in time one year ago.

This Interim Report has been prepared in accordance with IAS 34 Interim Financial Reporting. Landshypotek has implemented the revised international accounting standard IAS 1, which came into force as of 1 January 2009. The change has the effect that consolidated income statement and the Parent Company income statement have been expanded to include other items of the comprehensive result. These items were previously reported in changes in equity. IFRS 8 Segment reporting is applied from 1 January 2009, but currently has no effect since Landshypotek only operates in one single segment. The accounting policies and calculation methods applied to this Interim Report are unchanged compared to those set forth in the most recent Annual Report.

The undersigned hereby affirm that, as far as we are aware, this Interim Report is prepared in accordance with generally accepted accounting principles in Sweden and that information provided is in accordance with actual circumstances and that nothing of significant importance has been omitted that could affect the image of Landshypotek created by the Interim Report.

Stockholm, 27 August 2009

Ulf Dinkelspiel
Chairman

Lars-Åke Folkmer

Anders Johansson

Richard Montgomery

Henrik Toll

Charlotte Önnestedt

Kjell Stillman
Managing Director

This Interim Report has been reviewed by the Company's auditors.

Review Report

Translation

We have reviewed the attached interim report for Landshypotek AB (publ) for the period 1 January – 30 June 2009. The Board of Directors and the Managing Director are responsible for the preparation and presentation of the interim financial information in accordance with IAS 34 and the Swedish Annual Accounts Act for Credit Institutions and Securities Companies. Our responsibility is to render our opinion on this interim report based on our review.

We have performed our review in accordance with the Standard for review (SÖG) 2410 Review of financial interim information performed by the company's elected auditor. A review consists of making inquiries, in the first instance with persons who are responsible for financial issues and accounting issues, to perform analytical examination and to perform other review actions. A review has a different orientation and is significantly limited in scope compared to the orientation and scope of an audit in accordance with generally accepted auditing standards in Sweden (Swedish GAAP) and generally accepted auditing standards in general. The examination measures taken in a review do not make it possible for us to get such assurance that we would be made aware of all important circumstances that would have been identified if an audit had been performed. The opinion rendered based on a review therefore does not entail the assurance of an opinion based on an audit.

Based on our review, no circumstances have come to our attention which would give us reason to consider that this interim report has not, in all material respects, been prepared, as far as the group is concerned, in accordance with IAS 34 and the Swedish Annual Accounts Act for Credit Institutions and Securities Companies and, as far as the parent company is concerned, in accordance with the Swedish Annual Accounts Act for Credit Institutions and Securities Companies.

Stockholm, 27 August 2009

Anna Hesselman
Authorised Public Accountant

Bengt Fröander
Authorised Public Accountant

Income Statement

GROUP

TSEK	2009 Q 2	2008 Q 2	2009 Q 1	2009 Jan–Jun	2008 Jan–Jun	2008 Full year
Interest income	443 772	568 090	506 301	950 073	1 103 399	2 352 047
Interest expense	-369 008	-493 047	-432 329	-801 337	-942 141	-2 006 857
Net interest income	74 764	75 043	73 972	148 736	161 258	345 190
Dividend income	10 000	0	0	10 000	0	120
Comission income	3 089	2 448	2 590	5 679	4 847	9 575
Comission expense	-106	-491	-780	-886	-1 146	-1 394
Net result of financial transactions	79 939	24 358	-29 487	50 452	33 322	-169 874
Other operating income	6 450	6 628	6 711	13 161	13 899	35 481
Total operating income	174 136	107 986	53 006	227 142	212 180	219 097
General administrative expense	-45 777	-43 947	-44 088	-89 865	-86 730	-183 235
Depreciation, amortisation and impairment of intangible non-current assets	-3 596	1 425	-3 659	-7 255	-3 196	-11 528
Other operating expenses	-6 827	-7 749	-5 158	-11 985	-12 457	-23 867
Total expenses before loan losses	-56 200	-50 271	-52 905	-109 105	-102 383	-218 630
Result before loan losses	117 936	57 715	101	118 037	109 797	467
Loan losses, net Impairment of financial assets	Note 1 -435	7 048	-764	-1 199	11 780	12 603
Operating result	117 501	64 763	-663	116 838	121 577	13 070
Taxes of the period's result	-30 574	-17 760	713	-29 861	-33 463	-656
Net result for the period	86 927	47 003	50	86 977	88 114	12 414

SEK thousand	2009 Q 2	2008 Q 2	2009 Q 1	2009 Jan–Jun	2008 Jan–Jun	2008 Full year
Net result for the period	86 927	47 003	50	86 977	88 114	12 414
Other comprehensive profit and loss						
Dividend/group contribution rendered						-140 000
Change in instruments for cash flow hedges	16 875	9 857	-13 267	3 608	4 314	-99 180
Change in available-for-sale instruments	-72 343	-91 195	48 917	-23 426	-82 618	343 912
Other items						474
Taxes related to other comprehensive profit and loss	14 585	22 774	-9 373	5 212	21 077	-26 742
Total other comprehensive profit and loss	-40 883	-58 564	26 277	-14 606	-57 227	78 464
Total comprehensive result for the period	46 044	-11 561	26 327	72 371	30 887	90 878

Income Statement

LANDSHYPOTEK AB PARENT COMPANY

SEK thousand	2009 Q 2	2008 Q 2	2009 Q 1	2009 Jan–Jun	2008 Jan–Jun	2008 Full year
Interest income	441 145	566 842	503 123	944 268	1 100 845	2 345 617
Interest expense	-369 934	-497 154	-434 447	-804 381	-950 136	-2 025 461
Net interest income	71 211	69 688	68 676	139 887	150 709	320 156
Dividend income	0	0	0	0	0	0
Comission income	3 078	2 441	2 581	5 659	4 836	9 546
Comission expense	-81	-491	-760	-841	-1 141	-1 349
Net result of financial transactions	79 939	24 358	-29 487	50 452	33 322	-169 874
Other operating income	5 629	5 711	6 039	11 668	12 982	33 501
Total operating income	159 776	101 707	47 049	206 825	200 708	191 979
General administrative expense	-46 999	-43 441	-45 553	-92 552	-85 948	-185 738
Depreciation, amortisation and impairment of intangible non-current assets	-3 596	1 425	-3 659	-7 255	-3 196	-11 483
Other operating expenses	-6 478	-7 372	-4 827	-11 305	-12 026	-22 694
Total expenses before loan losses	-57 073	-49 388	-54 039	-111 112	-101 170	-219 915
Result before loan losses	102 703	52 319	-6 990	95 713	99 538	-27 936
Loan losses, net	Note 1 -437	-113	-766	-1 203	658	1 093
Impairment of financial assets						0
Operating result	102 266	52 206	-7 756	94 510	100 196	-26 843
Taxes of the period's result	-26 899	-14 618	2 041	-24 858	-28 055	10 070
Net result of the period	75 367	37 588	-5 715	69 652	72 141	-16 773

SEK thousand	2009 Q 2	2008 Q 2	2009 Q 1	2009 Jan–jun	2008 Jan–jun	2008 Full year
Net result of the period	75 367	37 588	-5 715	69 652	72 141	-16 773
Other comprehensive profit and loss						
Dividend/group contribution rendered						-140 000
Change in instruments for cash flow hedges	16 875	9 857	-13 267	3 608	4 314	-99 180
Change in available-for-sale instruments	-72 343	-91 195	48 917	-23 426	-82 618	343 912
Other items						121
Taxes related to other comprehensive profit and loss	14 585	22 774	-9 373	5 212	21 077	-26 742
Total other comprehensive profit and loss	-40 883	-58 564	26 277	-14 606	-57 227	78 111
Total comprehensive result for the period	34 484	-20 976	20 562	55 046	14 914	61 338

Balance Sheet

SEK Thousand	GROUP				PARENT COMPANY			
	2009 30 Jun	2009 31 Mar	2008 31 Dec	2008 30 Jun	2009 30 Jun	2009 31 Mar	2008 31 Dec	2008 30 Jun
ASSETS								
Cash and balances with central banks		12 879	2 707	8 670	12 121	12 879	2 707	8 670
Due from financial institutions	353 446	117 633	59 308	82 391	354 990	118 597	71 991	348 762
Loans to customers Note 2	43 604 887	41 880 969	41 301 123	40 548 849	43 306 215	41 584 674	41 024 606	40 287 891
Bonds and other interest-bearing securities	10 309 523	10 223 997	8 473 460	7 423 683	10 309 523	10 223 997	8 473 460	7 423 683
Derivative financial instruments	422 779	594 114	362 497	95 477	422 779	594 114	362 497	95 477
Shares	1	1	1	1	0	0	0	0
Shares in Group companies	0	0	0	0	515 027	514 927	514 927	515 027
Intangible non-current assets	0	0	0	119	0	0	0	119
Tangible assets								
Equipment	3 979	4 209	4 602	6 280	3 979	4 209	4 602	6 280
Buildings and land	333 335	336 336	339 470	345 934	316 666	332 557	335 803	341 497
Other assets	265 670	399 788	167 224	55 533	257 012	376 305	144 111	84 606
Prepaid expenses and accrued income	295 733	564 203	543 167	546 523	295 342	563 771	542 386	547 402
Total assets	55 601 474	54 134 129	51 253 559	49 113 460	55 793 654	54 326 030	51 477 089	49 659 414
Liabilities, provisions and equity								
Due to financial institutions	8 000 420	8 122 620	7 509 565	1 662 270	8 313 178	8 423 379	7 836 229	2 069 554
Borrowing from the public	125 000	10 000	32 022	102 838	125 000	10 000	32 022	102 838
Debt securities in issue, etc.	42 630 936	40 934 804	38 387 386	42 214 395	42 630 936	40 934 804	38 387 386	42 214 395
Derivative financial instruments	293 052	372 067	327 324	234 161	293 052	372 067	327 324	234 161
Other liabilities	45 583	179 094	190 475	382 642	31 446	165 634	176 738	583 839
Accrued expenses and prepaid income	585 190	619 920	869 730	755 718	585 020	620 587	871 986	758 664
Provisions	180 876	201 254	169 031	53 402	141 747	160 770	127 194	24 179
Subordinated liabilities	350 000	350 000	449 983	449 979	350 000	350 000	449 983	449 979
Total liabilities	52 211 057	50 789 759	47 935 516	45 855 405	52 470 379	51 037 241	48 208 862	46 437 609
Equity Note 3	3 390 417	3 344 370	3 318 043	3 258 055	3 323 275	3 288 788	3 268 227	3 221 805
Total liabilities, provisions and equity	55 601 474	54 134 129	51 253 559	49 113 460	55 793 654	54 326 030	51 477 089	49 659 414

Cash Flow Statement

SEK thousand	GROUP			PARENT COMPANY		
	2009 Jan–Jun	2008 Jan–Jun	2008 Full year	2009 Jan–Jun	2008 Jan–Jun	2008 Full year
Liquid funds at beginning of period	2 707	295	295	2 707	295	295
Cash flow from operating activities	109 893	10 865	4 732	96 892	7 154	1 645
Cash flow from investing activities	–496	–2 486	–2 320	12 505	1 225	767
Cash flow from financing activities	–99 983	–4	0	–99 983	–4	0
Cash flow for the period	9 414	8 375	2 412	9 414	8 375	2 412
Liquid funds at end of period	12 121	8 670	2 707	12 121	8 670	2 707

Change in Equity

GROUP

SEK Thousand	Share capital	Other contributed capital	Hedging reserve	Fair value reserve	Retained earnings	Total
Equity 31 December 2008	1 927 000	1 026 248	-58 048	206 867	215 979	3 318 046
Net profit for the period			2 659	-17 265	86 977	72 371
Total change before transactions with the owners	0	0	2 659	-17 265	86 977	72 371
Dividend/group contribution rendered						
Taxes on group contribution rendered						
Equity 30 June 2009	1 927 000	1 026 248	-55 389	189 602	302 956	3 390 417
Equity 31 December 2007	1 927 000	1 026 244	14 701	-44 676	303 896	3 227 165
Net profit for the period			3 108	-60 332	88 114	30 890
Total change before transactions with the owners	0	0	3 108	-60 332	88 114	30 890
Dividend/group contribution rendered						
Taxes on group contribution rendered						
Equity 30 June 2008	1 927 000	1 026 244	17 809	-105 008	392 010	3 258 055

LANDSHYPOTEK AB PARENT COMPANY

SEK Thousand	Share capital	Other contributed capital	Hedging reserve	Fair value reserve	Retained earnings	Total
Equity 31 December 2008	1 927 000	1 010 000	-58 048	206 864	182 411	3 268 227
Net profit for the period			2 659	-17 262	69 652	55 049
Total change before transactions with the owners	0	0	2 659	-17 262	69 652	55 049
Dividend/group contribution rendered						
Taxes on group contribution rendered						
Equity 30 June 2009	1 927 000	1 010 000	-55 389	189 602	252 063	3 323 275
Equity 31 December 2007	1 927 000	1 010 000	14 701	-44 676	299 863	3 206 888
Net profit for the period			3 108	-60 332	72 141	14 917
Total change before transactions with the owners	0	0	3 108	-60 332	72 141	14 917
Dividend/group contribution rendered						
Taxes on group contribution rendered						
Equity 30 June 2008	1 927 000	1 010 000	17 809	-105 008	372 004	3 221 805

Notes

NOTE 1 LOAN LOSSES, NET

GROUP

SEK thousand	2009 Q 2	2008 Q 2	2009 Q 1	2009 Jan–Jun	2008 Jan–Jun	2008 Full year
The period's impairment charge for realised losses	-333	0	-325	-658	-705	-2 207
Reversal of prior provisions for probable loan losses, reported as realised losses	0	0	325	325	619	1 125
Impairment charge for probable loan losses	-478	-194	-841	-1 319	-559	-1 262
Recovery of previous realised losses	251	7 203	74	325	11 228	12 361
Reversal of provisions no longer required for probable loan losses	125	39	3	128	1 197	2 586
Total loan losses	-435	7 048	-764	-1 199	11 780	12 603

PARENT COMPANY

SEK thousand	2009 Q 2	2008 Q 2	2009 Q 1	2009 Jan–Jun	2008 Jan–Jun	2008 Full year
The period's impairment charge for realised losses	-332	0	-325	-657	-705	-2 207
Reversal of prior provisions for probable loan losses, reported as realised losses	0	0	325	325	619	1 124
Impairment charge for probable loan losses	-478	-194	-841	-1 319	-559	-1 262
Recovery of previous realised losses	249	41	72	321	106	852
Reversal of provisions no longer required for probable loan losses	125	40	3	128	1 198	2 586
Total loan losses	-436	-113	-766	-1 202	659	1 093

NOT 2 NONPERFORMING LOANS, ETC.

GROUP

PARENT COMPANY

SEK thousand	2009 30 jun	2009 31 mar	2008 31 dec	2008 30 juni	2009 30 jun	2009 31 mar	2008 31 dec	2008 30 juni
Nonperforming loans where interest is recognised as income	221 495	256 849	257 443	234 820	216 112	252 957	257 209	234 820
Nonperforming loans that are doubtful credits	28 016	6 895	291	5 876	28 016	6 895	291	5 876
Total nonperforming loans	249 511	263 744	257 734	240 696	244 128	259 852	257 500	240 696
Doubtful credits that are not nonperforming	0	784	787	0	0	784	787	0
Less provisions set aside	-507	-317	-82	-1 067	-507	-317	-82	-1 067
Doubtful credits that are not performing	28 046	6 895	291	5 876	28 016	6 895	291	5 876
Total doubtful loans	27 539	7 362	996	4 809	27 509	7 362	996	4 809
Shares taken over to protect claims	1	1	1	1				

